

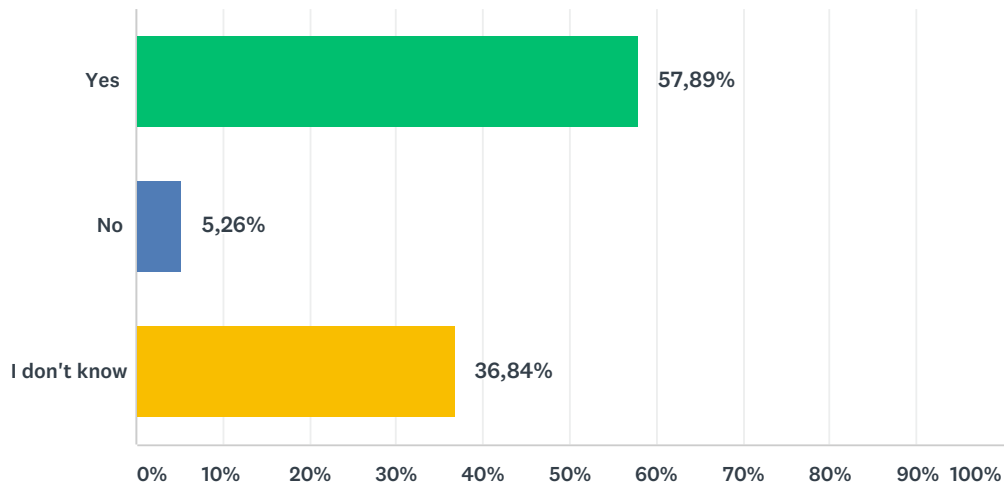
Q1 To which country does your reaction relate? (please fill in the country name)

Beantwoord: 19 Overgeslagen: 0

#	REACTIES	DATUM
1	Netherlands	16-1-2018 15:15
2	Austria	16-1-2018 15:12
3	Sweden	16-1-2018 15:12
4	Romania	16-1-2018 10:40
5	GREECE	15-1-2018 11:06
6	Ireland	11-1-2018 16:07
7	Switzerland	11-1-2018 11:23
8	The Netherlands	11-1-2018 11:21
9	GREECE	11-1-2018 10:32
10	FRANCE	10-1-2018 16:26
11	Denmark	10-1-2018 9:32
12	SPAIN	9-1-2018 17:43
13	Benelux	9-1-2018 9:42
14	Sweden	9-1-2018 7:15
15	Germany	8-1-2018 15:24
16	Germany	8-1-2018 14:08
17	Netherlands	8-1-2018 12:48
18	Germany	8-1-2018 12:00
19	Bulgaria	8-1-2018 11:51

Q2 The POM and WEEE volumes were reported by the government in 2017 to the European Commission/Eurostat.

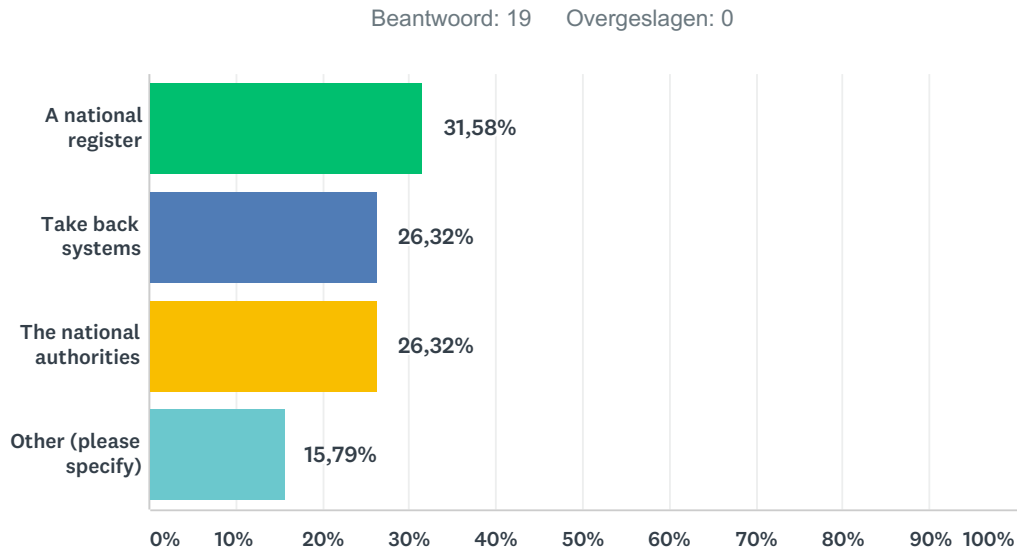
Beantwoord: 19 Overgeslagen: 0



ANTWOORDKEUZEN	REACTIES	
Yes	57,89%	11
No	5,26%	1
I don't know	36,84%	7
TOTAAL		19

#	COMMENTS	DATUM
1	Switzerland is not in the EU	11-1-2018 11:23
2	The government has the figures till end of Q1	9-1-2018 17:43
3	data are collected and reported but don't know date of report	8-1-2018 14:08
4	We haven't received info that volumes data were submitted	8-1-2018 12:00

Q3 The national POM and collected and treated WEEE volumes reports are made by:

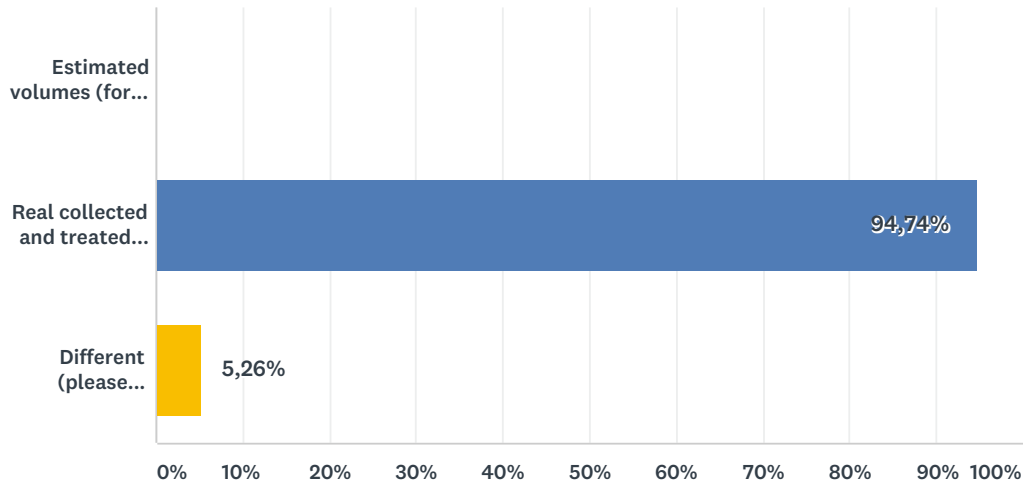


ANTWOORDKEUZEN	REACTIES
A national register	31,58% 6
Take back systems	26,32% 5
The national authorities	26,32% 5
Other (please specify)	15,79% 3
TOTAAL	19

#	OTHER (PLEASE SPECIFY)	DATUM
1	only the collected and treated WEEE	11-1-2018 11:23
2	The POM figures are made by the national register and the treated WEEE are reported by the national authorities.	9-1-2018 17:43
3	combinaton of data from clearing house (EAR) and recyclers via statistics offices	8-1-2018 14:08

Q4 The reported WEEE volumes are based on:

Beantwoord: 19 Overgeslagen: 0

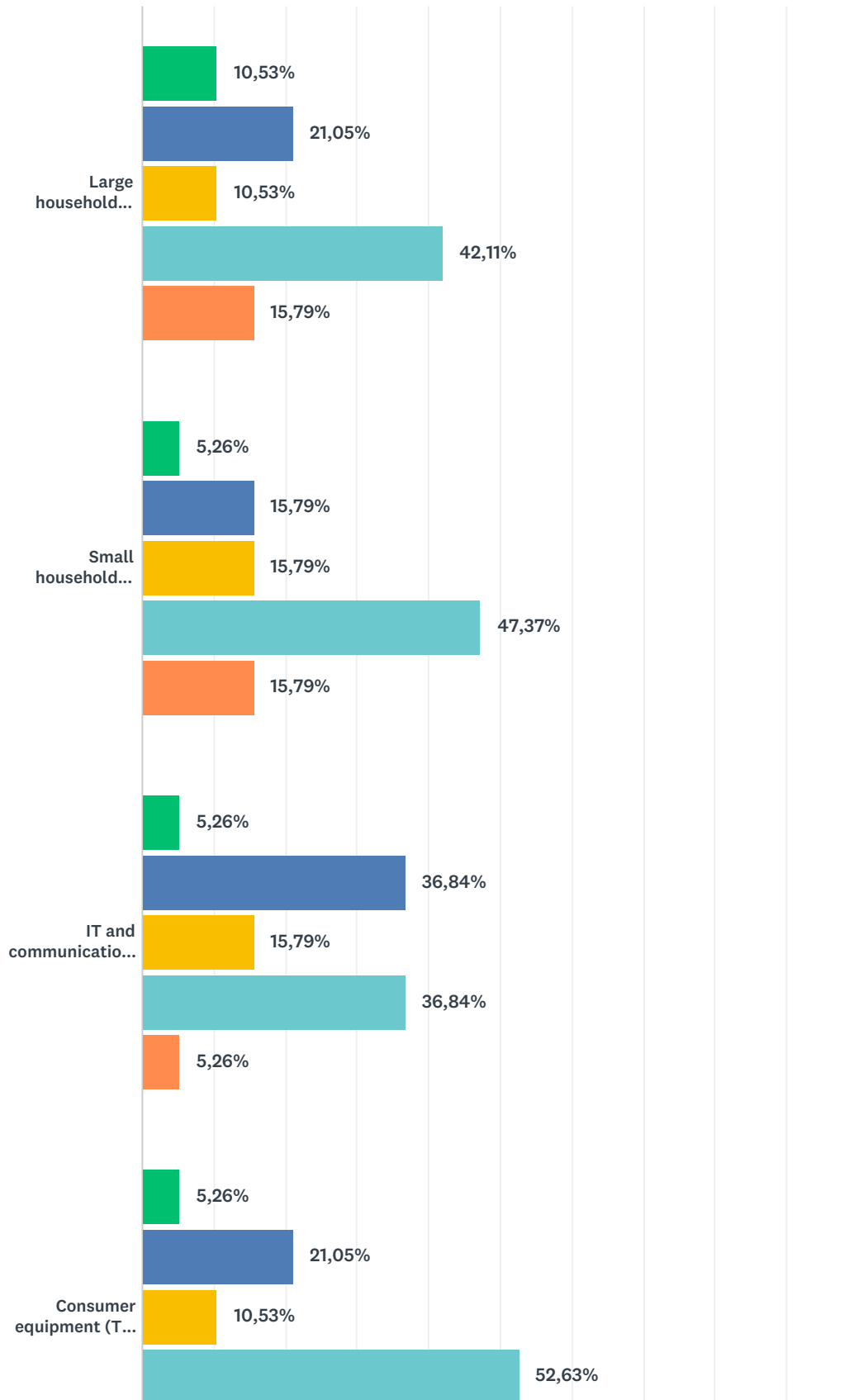


ANTWOORDKEUZEN	REACTIES
Estimated volumes (for instance by estimation of what is treated in large (car) shredders or is treated outside the extended producers responsibility systems)	0,00% 0
Real collected and treated volumes (reported take back systems and/or recyclers)	94,74% 18
Different (please specify)	5,26% 1
TOTAAL	19

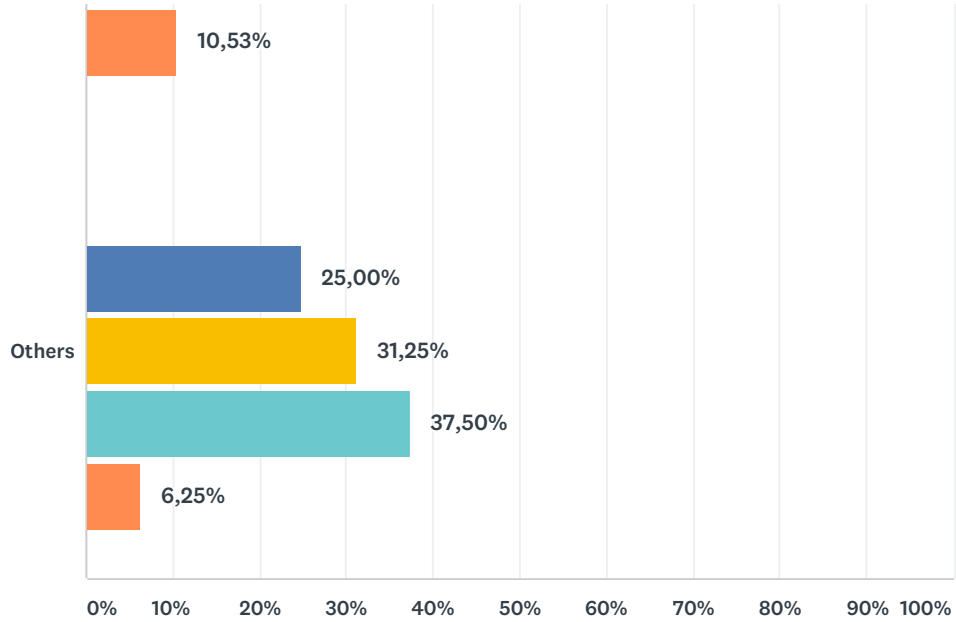
#	DIFFERENT (PLEASE SPECIFY)	DATUM
1	combinaton of data from clearing house (EAR) and recyclers via statistics offices	8-1-2018 14:08

Q5 The officially reported WEEE data are reliable for

Beantwoord: 19 Overgeslagen: 0



EERA 2018



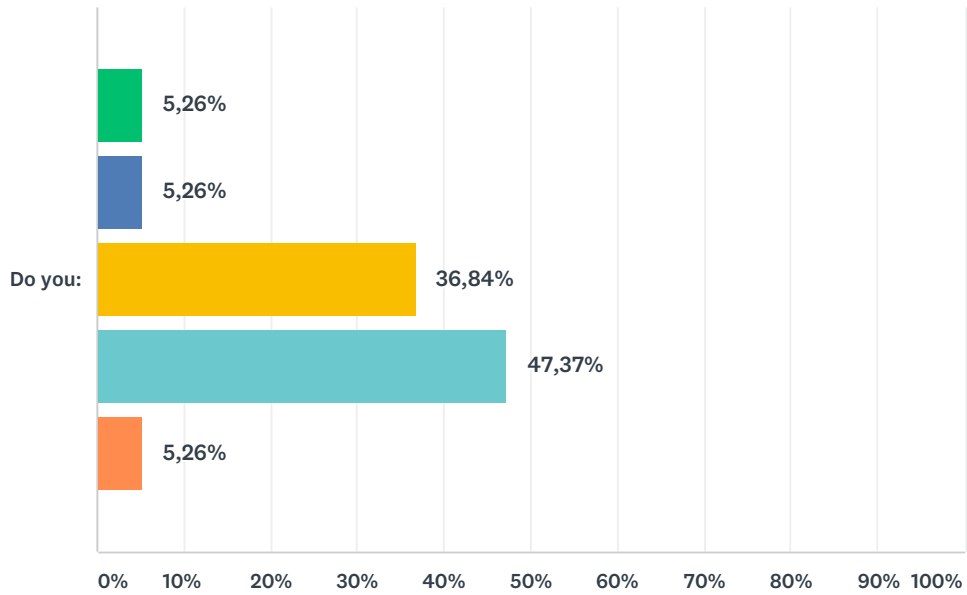
■ Strongly disagree
 ■ Disagree
 ■ Neither agree or disagree
 ■ Agree
■ Strongly agree

	STRONGLY DISAGREE	DISAGREE	NEITHER AGREE OR DISAGREE	AGREE	STRONGLY AGREE	TOTAAL	GEWOGEN GEMIDDELDE
Large household appliances	10,53% 2	21,05% 4	10,53% 2	42,11% 8	15,79% 3	19	2,53
Small household appliances (vacuum cleaners, toasters, fryers, personal care, etc.)	5,26% 1	15,79% 3	15,79% 3	47,37% 9	15,79% 3	19	2,74
IT and communication equipment	5,26% 1	36,84% 7	15,79% 3	36,84% 7	5,26% 1	19	2,74
Consumer equipment (TV, audio equipment, etc.)	5,26% 1	21,05% 4	10,53% 2	52,63% 10	10,53% 2	19	2,89
Others	0,00% 0	25,00% 4	31,25% 5	37,50% 6	6,25% 1	16	2,94

#	COMMENTS	DATUM
1	we don't collect separate IT and Consumer products	11-1-2018 11:23
2	1. reported data may be correct - but do not include the unofficial sector or leak of volumes; 2. In LDA the sector "cooling and freezing" I can agree, but for white goods	8-1-2018 14:08
3	Not all volumes are reported but those that are repaorted are correct	8-1-2018 12:48
4	IT Scrap still "disappears" in various channels	8-1-2018 12:00

Q6 The reported POM volumes are reliable.

Beantwoord: 19 Overgeslagen: 0

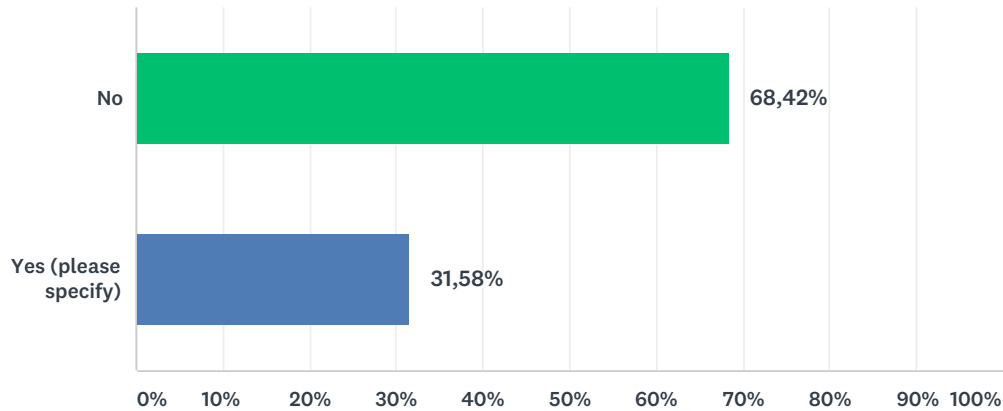


■ Strongly disagree
 ■ Disagree
 ■ Neither agree or disagree
 ■ Agree
■ Strongly agree

	STRONGLY DISAGREE	DISAGREE	NEITHER AGREE OR DISAGREE	AGREE	STRONGLY AGREE	TOTAAL	GEWOGEN GEMIDDELDE
Do you:	5,26% 1	5,26% 1	36,84% 7	47,37% 9	5,26% 1	19	3,16

Q7 Are there other observations on reporting that you want to share?

Beantwoord: 19 Overgeslagen: 0



ANTWOORDKEUZEN	REACTIES	
No	68,42%	13
Yes (please specify)	31,58%	6
TOTAAL		19

#	YES (PLEASE SPECIFY)	DATUM
1	Recycling report targets to high! Can not be correct.	16-1-2018 15:12
2	Quality is not ok at all recyclers and the tack back systems are only looking for best price	10-1-2018 9:32
3	Th efigures reported by the compliance schemes and the figures reported by the authorized treatment facilities can´t be tracked. The schemes report is based on WEEE cathegories and the tretament facilities report on waste codes list	9-1-2018 17:43
4	I think you are more involved in these figures as I am ?	9-1-2018 9:42
5	Several different way to collect WEEE beside the two take back system we had	9-1-2018 7:15
6	reported data may be correct - but do not include the unofficial sector or leak of volumes	8-1-2018 14:08